



# CATALOG 2026



(305) 773-7301 Spanish



(786) 671-2761 English



[info@floridakitchenatelier.com](mailto:info@floridakitchenatelier.com)



[www.floridakitchenatelier.com](http://www.floridakitchenatelier.com)



14375 SW 120th Suite 101  
Miami, FL 33186

# European-Style





# Premium Materials

## Particleboard vs. Moisture-Resistant Panels

In our projects, we use high-quality materials designed to provide durability, aesthetics, and functionality. Below is a clear explanation of the difference between particleboard panels and moisture-resistant panels.

### ***Particleboard Panels***

Made from compressed wood particles. They are ideal for dry interior spaces such as closets and decorative furniture.

**Benefits:** Cost-effective, versatile, and available in a wide range of finishes.

**Limitation:** Sensitive to moisture.

### ***Moisture-Resistant Panels***

Treated with special resins that enhance their resistance to humidity. Perfect for kitchens, bathrooms, and areas exposed to steam.

**Benefits:** Greater durability, improved moisture resistance, and better performance in critical areas.

**Important:** They provide superior protection against moisture.

### ***Our Recommendation***

To ensure quality and long-lasting performance, we use moisture-resistant panels in key areas such as under sinks, kitchen modules, and bathrooms. This helps keep your investment in excellent condition for a longer time.

# Finsa Duo

Duo is our most versatile range of decorative surfaces, the result of the perfect combination of design and texture. Now, this range offers you more possibilities than ever: with our packaging and panel service, we make it easy to find the right combinations for any project



# Finsa Duo Woods



# Finsa Duo Woods



**75V ROBLE AZABACHE**  
4x8  
19mm



**6AS ROBLE AMAZONA**  
4x8  
19mm



**98V ROBLE AURORA**  
4x8 / 7x9  
8mm / 19mm / 36mm



**97V ROBLE COLORADO**  
4x8  
19mm



**452B ROBLE COOPER**  
4x8 / 7x9  
19mm



**245B ROBLE CREBA**  
4x8  
19mm



**91Y ROBLE DAFNE**  
4x8  
19mm



**84V ROBLE DENVER**  
4x8 / 7x9  
8mm / 19mm / 36mm



**4AE ROBLE ETERNITY**  
4x8  
8mm / 19mm



**17N ROBLE JOPLIN**  
4x8  
19mm




**9AU ROBLE MINA**  
4x8  
19mm



**451B ROBLE NEWMAN**  
4x8 / 7x9  
19mm



**34E ROBLE OASIS**  
4x8  
19mm



**34E ROBLE PALMA**  
4x8  
19mm



**272B ROBLE POEMA**  
4x8 / 7x9  
19mm / 36mm



**91B ROBLE RENOVALES**  
4x8  
19mm



**274B ROBLE ROMANCE**  
4x8  
19mm




**20N ROBLE SINATRA**  
4x8  
19mm



**74V ROBLE STELLA**  
4x8 / 7x9  
8mm / 19mm / 36mm




**73V ROBLE TOSTADO**  
4x8  
8mm / 19mm




**95Q ROBLE TRUFA**  
4x8  
19mm



**273B ROBLE VERSO**  
4x8  
19mm




**255B TASMANIAN MOKA**  
4x8  
19mm




**212B TASMANIAN NATURAL**  
4x8  
19mm


# Finsa Duo Unicolors and Abstracts




**8AQ ALUMINIO  
CAVA**  
4x8 / 7x9  
8mm / 19mm



**040 BLANCO  
ARTICO**  
4x8  
16mm / 19mm



**020 BLANCO  
MEDIO**  
4x8  
8mm / 16mm / 19mm



**78E WHITE SR209**  
4x8  
16mm



**346B CANVAS  
GREIGE**  
4x8 / 7x9  
8mm / 19mm / 36mm



**06F CEMENTO**  
4x8  
19mm




**266B CHAMPAN  
METALIZADO**  
4x8 / 7x9  
8mm / 19mm / 36mm




**20R DUNA**  
4x8  
16mm



**97Q ESPIGA  
PIMIENTA**  
4x8  
8mm / 19mm



**98Q ESPIGA  
SAL**  
4x8 / 7x9  
8mm / 19mm / 36mm



**15R GRIS COCO**  
4x8  
8mm / 19mm



**71A GRIS GU**  
4x8  
19mm



**60V GRIS SUAVE**  
4x8  
19mm




**09F GRIS  
TORMENTA**  
4x8  
8mm / 19mm




**01Q GRIS  
TORTORA**  
4x8  
19mm



**2AE MARMOL  
ATENEA**  
4x8  
19mm



**72Y MARMOL  
BLANCO**  
4x8  
19mm




**1AT MARMOL  
HADES**  
4x8  
19mm



**40Y MINERAL  
GREY**  
4x8  
19mm



**231 NEGRO**  
4x8  
8mm / 19mm



**70A PERLA**  
4x8  
8mm / 19mm



**3AU VERDE  
ARCILLA**  
7x9  
19mm



**73Y SELENE GRIS**  
4x8  
16mm / 19mm

# FinsaStudio

At Finsa, we know the importance of touch when it comes to appreciating good design. The Studio range was born with the intention of creating versatile decorative surfaces with unique, deep and registered textures. The perfect union of functionality and cutting-edge design in decorative paper.



# Finsa Studio Woods



**256B QUEBEC CLARO**  
7x9  
19mm



**257B QUEBEC NATURAL**  
7x9  
19mm



**64U ROBLE NIAGARA**  
7x9  
19mm



**275B MONTANA BRUMA**  
7x9  
19mm



**276B MONTANA COGNAC**  
7x9  
19mm



**57U ROBLE IGUAZU**  
7x9  
19mm



**262B VERSALLES GRIS**  
7x9  
19mm



**263B VERSALLES TOSTA**  
7x9  
19mm



**355B ROBLE PROA**  
7x9  
19mm



**58U PINO SACRAMENTO**  
7x9  
19mm



**61U ROBLE MEMPHIS**  
7x9  
19mm



**61U ROBLE ALABAMA**  
7x9  
19mm



**62U ROBLE CHICAGO**  
7x9  
19mm



**357B ROBLE LOF**  
7x9  
19mm



**358B ROBLE CABO**  
7x9  
19mm



**358B ROBLE AZIMUT**  
7x9  
19mm



**11Y PINO VALKIRIA**  
7x9  
19mm



**328B ROBLE SOCAIRE**  
7x9  
19mm



**325B ROBLE CALIMA**  
7x9  
19mm



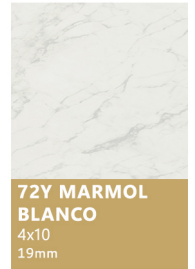

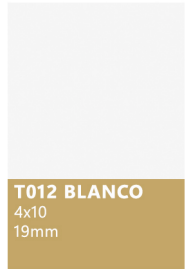
**329B ROBLE BITACORA**  
7x9  
19mm

# Finsa Technical Matt

Technical Matt is a range of decorative surfaces specially designed for intensive horizontal use. The surface combines acrylic lacquers and an electron beam drying system that gives it excellent antibacterial properties and resistance to scratching and dry heat.



# Finsa Technical Matt





We create the perfect combination of intelligent technology, functionality and design. It is with this claim that we develop and produce a variety of fittings for all sorts of different functions.





Our brand stands out mainly for the invention and development of practical solutions for residential and commercial application, always aligned with the most current trends and carrying all the ideas that facilitate the installation process



# ***SALICE***

At Salice, innovation means tangible functionality. Every product is the result of an approach that combines research, experience, and precision





The solid value and reliable performance of a system of integrated capabilities.



# Shaker-Style





**ARIA BLUE**



**DOVE WHITE**



**CREAM WHITE**



**SAGE GREEN**



**WESTON**



**TOFFEE**



**SANDY MIRAGE**



**EBONY**



**STERLING**



**SODA**



**SMOKY GRAY**



**PERLA**



**CHARLTON**



**NEWPORT**



**AVALON**