





CATALOG 2026



-  (305) 773-7301 Spanish
-  (786) 671-2761 English
-  info@floridakitchenatelier.com
-  www.floridakitchenatelier.com
-  14375 SW 120th Suite 101
Miami, FL 33186

European-Style

FLORIDA
KITCHEN
Atelier
DESIGN • CRAFT • INSTALLATION





Premium Materials

Particleboard vs. Moisture-Resistant Panels

In our projects, we use high-quality materials designed to provide durability, aesthetics, and functionality. Below is a clear explanation of the difference between particleboard panels and moisture-resistant panels.

Particleboard Panels

Made from compressed wood particles. They are ideal for dry interior spaces such as closets and decorative furniture.

Benefits: Cost-effective, versatile, and available in a wide range of finishes.

Limitation: Sensitive to moisture.

Moisture-Resistant Panels

Treated with special resins that enhance their resistance to humidity. Perfect for kitchens, bathrooms, and areas exposed to steam.

Benefits: Greater durability, improved moisture resistance, and better performance in critical areas.

Important: They provide superior protection against moisture.

Our Recommendation


To ensure quality and long-lasting performance, we use moisture-resistant panels in key areas such as under sinks, kitchen modules, and bathrooms. This helps keep your investment in excellent condition for a longer time.

Finsa Duo

Duo is our most versatile range of decorative surfaces, the result of the perfect combination of design and texture. Now, this range offers you more possibilities than ever: with our packaging and panel service, we make it easy to find the right combinations for any project



Finsa Duo Woods



Finsa Duo Woods



75V ROBLE AZABACHE
4x8
19mm



6AS ROBLE AMAZONA
4x8
19mm



98V ROBLE AURORA
4x8 / 7x9
8mm / 19mm / 36mm



97V ROBLE COLORADO
4x8
19mm



452B ROBLE COOPER
4x8 / 7x9
19mm



245B ROBLE CREBA
4x8
19mm



91Y ROBLE DAFNE
4x8
19mm



84V ROBLE DENVER
4x8 / 7x9
8mm / 19mm / 36mm



4AE ROBLE ETERNITY
4x8
8mm / 19mm



17N ROBLE JOPLIN
4x8
19mm



9AU ROBLE MINA
4x8
19mm



451B ROBLE NEWMAN
4x8 / 7x9
19mm



34E ROBLE OASIS
4x8
19mm



34E ROBLE PALMA
4x8
19mm



272B ROBLE POEMA
4x8 / 7x9
19mm / 36mm



91B ROBLE RENOVALES
4x8
19mm



274B ROBLE ROMANCE
4x8
19mm



20N ROBLE SINATRA
4x8
19mm



74V ROBLE STELLA
4x8 / 7x9
8mm / 19mm / 36mm




73V ROBLE TOSTADO
4x8
8mm / 19mm



95Q ROBLE TRUFA
4x8
19mm



273B ROBLE VERSO
4x8
19mm




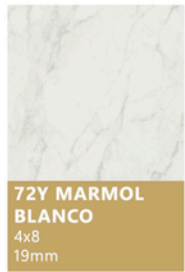
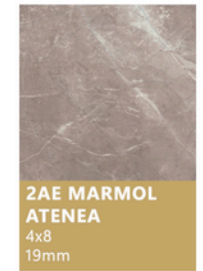

255B TASMANIAN MOKA
4x8
19mm



212B TASMANIAN NATURAL
4x8
19mm



Finsa Duo Unicolors and Abstracts



FinsaStudio

At Finsa, we know the importance of touch when it comes to appreciating good design. The Studio range was born with the intention of creating versatile decorative surfaces with unique, deep and registered textures. The perfect union of functionality and cutting-edge design in decorative paper.



Finsa Studio Woods



256B QUEBEC CLARO
7x9
19mm



257B QUEBEC NATURAL
7x9
19mm



64U ROBLE NIAGARA
7x9
19mm



275B MONTANA BRUMA
7x9
19mm



276B MONTANA COGNAC
7x9
19mm



57U ROBLE IGUAZU
7x9
19mm



262B VERSALLES GRIS
7x9
19mm



263B VERSALLES TOSTA
7x9
19mm



355B ROBLE PROA
7x9
19mm



58U PINO SACRAMENTO
7x9
19mm



61U ROBLE MEMPHIS
7x9
19mm



61U ROBLE ALABAMA
7x9
19mm



62U ROBLE CHICAGO
7x9
19mm



357B ROBLE LOF
7x9
19mm



358B ROBLE CABO
7x9
19mm



358B ROBLE AZIMUT
7x9
19mm



11Y PINO VALKIRIA
7x9
19mm



328B ROBLE SOCAIRE
7x9
19mm



325B ROBLE CALIMA
7x9
19mm




329B ROBLE BITACORA
7x9
19mm

Finsa Technical Matt


Technical Matt is a range of decorative surfaces specially designed for intensive horizontal use. The surface combines acrylic lacquers and an electron beam drying system that gives it excellent antibacterial properties and resistance to scratching and dry heat.



Finsa Technical Matt



T012 BLANCO
4x10
19mm



T014 GRIS CLARO
4x10
19mm



T016 TITAN
4x10
19mm



T017 NEGRO
4x10
19mm




L007 DUNE BEIGE
4x10
19mm



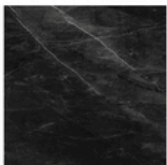
L007 COCOA
4x10
19mm



T011 AZUL CEYLAN
4x10
19mm



72Y MARMOL BLANCO
4x10
19mm



1AT MARMOL HADES
4x10
19mm



We create the perfect combination of intelligent technology, functionality and design. It is with this claim that we develop and produce a variety of fittings for all sorts of different functions.





Our brand stands out mainly for the invention and development of practical solutions for residential and commercial application, always aligned with the most current trends and carrying all the ideas that facilitate the installation process



SALICE

At Salice, innovation means tangible functionality. Every product is the result of an approach that combines research, experience, and precision





The solid value and reliable performance of a system of integrated capabilities.



Shaker-Style






ARIA BLUE



DOVE WHITE



CREAM WHITE



SAGE GREEN



WESTON



TOFFEE



SANDY MIRAGE



EBONY



STERLING



SODA



SMOKY GRAY



PERLA



CHARLTON



NEWPORT



AVALON